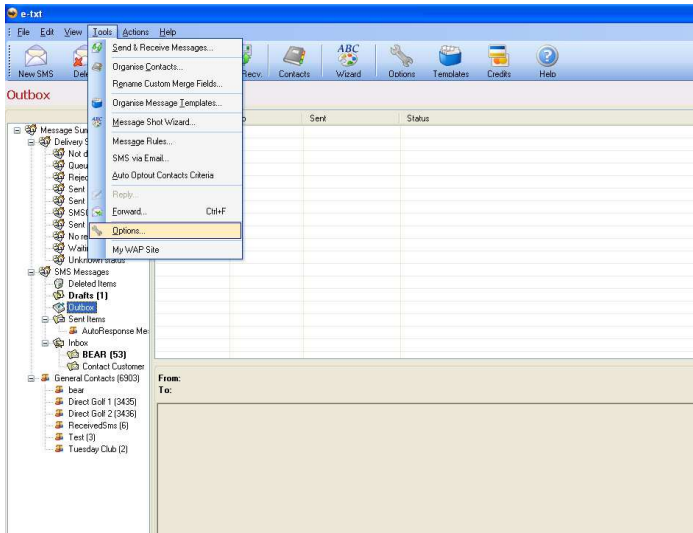


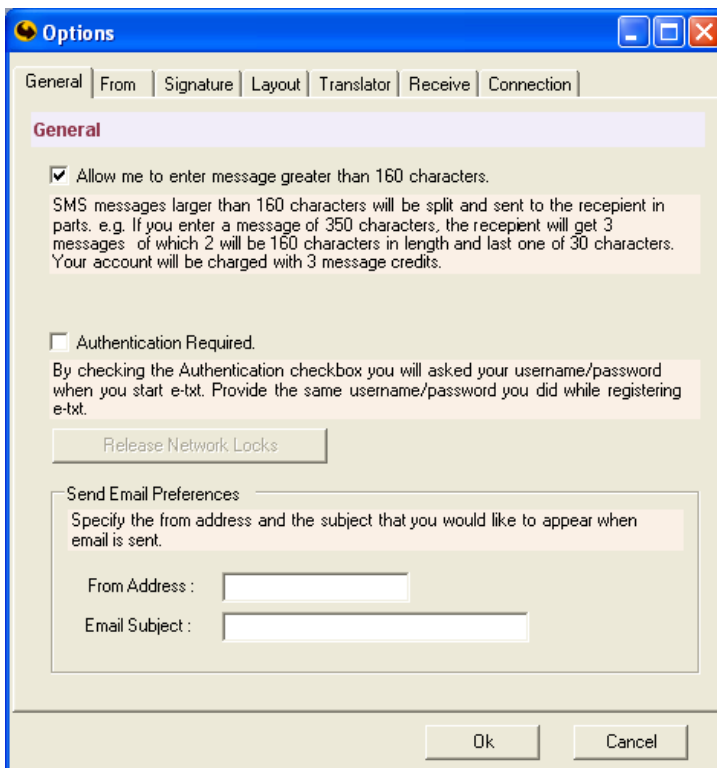
## How to send an email copy of your text message

If your contacts have an email address stored in the Contacts list, you can send any text out as an email at the same time.

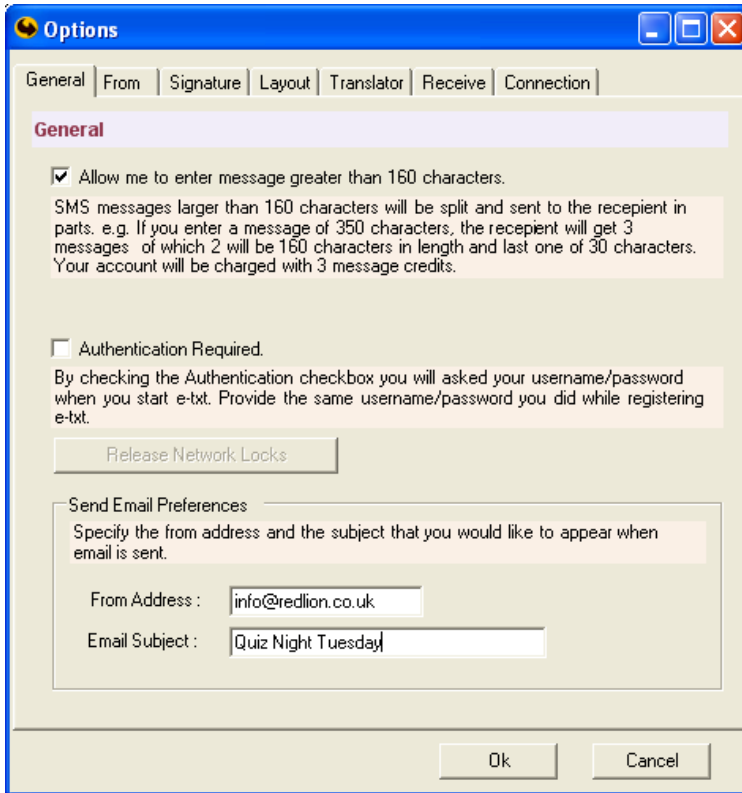
1. Go to **Tools /Options**:



2. In Options, select the **General** Tab from the drop-down menu.



3. Fill in the From Address and the email subject as shown below. You can change the Subject line for each promotion.



The image shows a screenshot of a software dialog box titled "Options". The "General" tab is selected, and the "Send Email Preferences" section is expanded. In this section, the "From Address" field contains "info@redlion.co.uk" and the "Email Subject" field contains "Quiz Night Tuesday".

**Options**

General | From | Signature | Layout | Translator | Receive | Connection

**General**

Allow me to enter message greater than 160 characters.  
SMS messages larger than 160 characters will be split and sent to the recipient in parts. e.g. If you enter a message of 350 characters, the recipient will get 3 messages of which 2 will be 160 characters in length and last one of 30 characters. Your account will be charged with 3 message credits.

Authentication Required.  
By checking the Authentication checkbox you will be asked your username/password when you start e-txt. Provide the same username/password you did while registering e-txt.

Release Network Locks

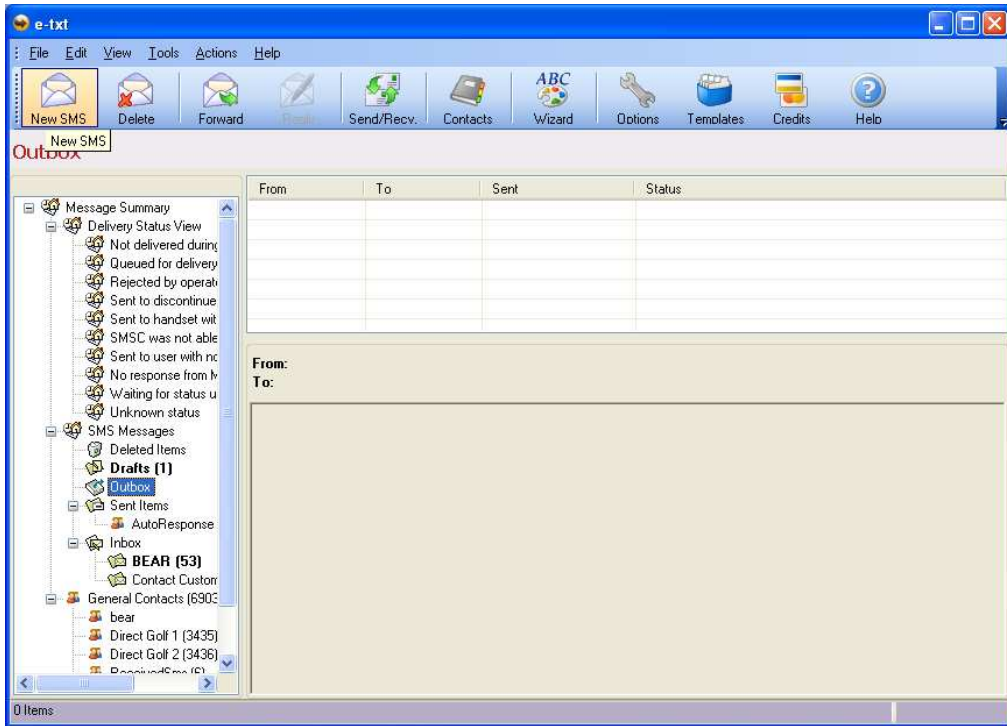
Send Email Preferences  
Specify the from address and the subject that you would like to appear when email is sent.

From Address : info@redlion.co.uk

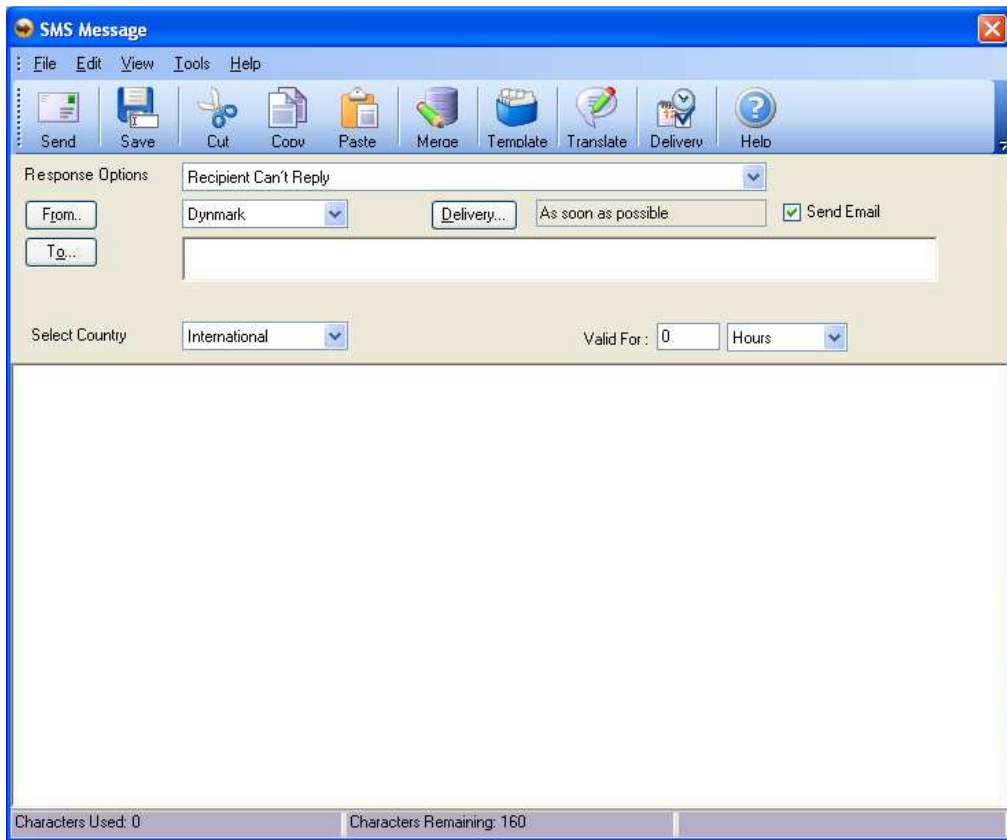
Email Subject : Quiz Night Tuesday

Ok Cancel

4. Click **OK**
5. Click on **New SMS**



6. Check the 'Send Email' option towards the top right of the box as shown:



When you send your text, it will also be sent as an email to contacts with an email address.