

How to send SMS from an Email Account

If you use Outlook 2007, we have a great new e-txt™ Plug-In application for you. See <http://www.e-txt.com/Outlook2007bulkSMSplug-in> for details. If not, don't worry, you can still connect e-txt™ to your email account. See below:

e-txt™ supports an email to SMS Text gateway. This means people across your business can send out text messages from their email accounts. Applications predominantly used to send email can also deliver email messages as text messages to mobile phones. e-txt™ offers a rich set of email gateway features so users can apply their regular email program for productive mobile messaging services.

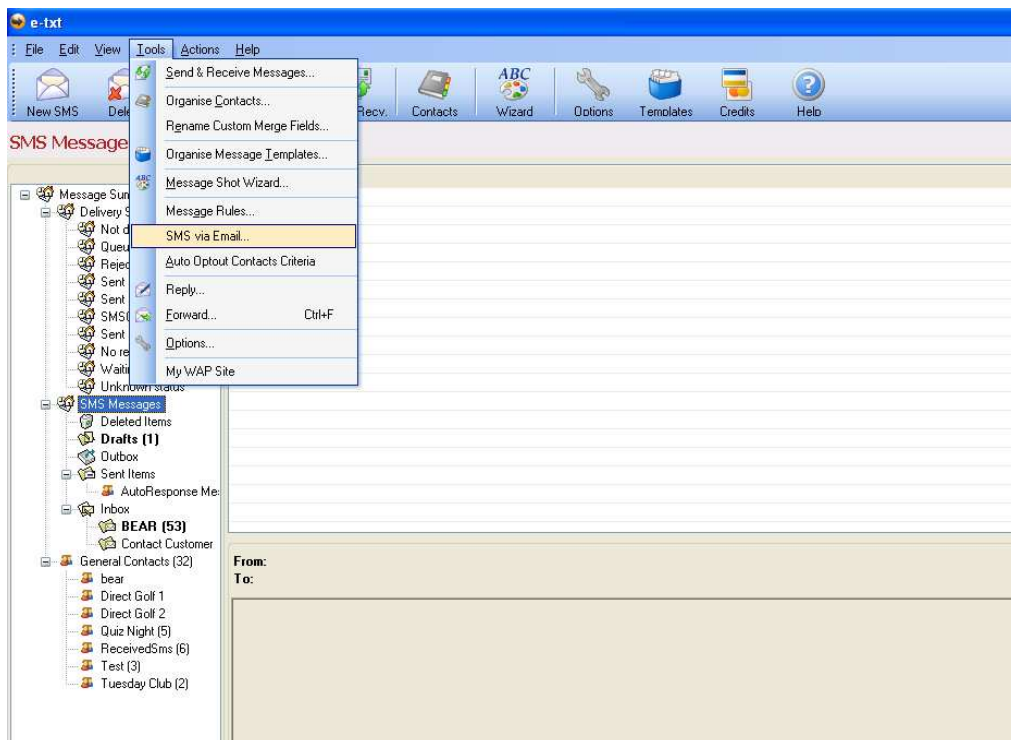
- The email address to send to is **4477777777@e-txt.co.uk** (*UK example*) -so, the persons number in international format and then **@e-txt.co.uk**
- You can store these 'text addresses' in the standard contact lists and databases in your email account and use them to send text messages.
- The mobile recipient can reply directly back into your email system by sending a text.
- As an e-txt™ user, you have control over who in your business can send from email to text - and how many texts they can send each day. The emails sent out as texts are charged against your e-txt™ account - so e-txt™ has controls, reports and alerting features to keep you in charge.

This guide tells you how to set up the gateway and how to use some special features.

Setting Up

The first thing you need to do is set up the individual email addresses of the people (and applications) that you want to enable for sending out texts.

1. Click on **Tools/SMS Via Email** as shown below:



2. You will see the **Send SMS via Email** window

SMTP SMS

You can send SMS as an email using your email applications like Outlook, Eudora, etc. To send SMS to 4479 7123 1234 (number in international format), send an email to 447971231234@e-txt.co.uk from one of your registered address given below with your message in the Message Body. Anything entered in Subject field is ignored.

Register email address which you authorize to send SMS using your account.

Sender Name:

Email Address:

Daily Limit for sending SMS: SMS

For messages longer then 160 characters:

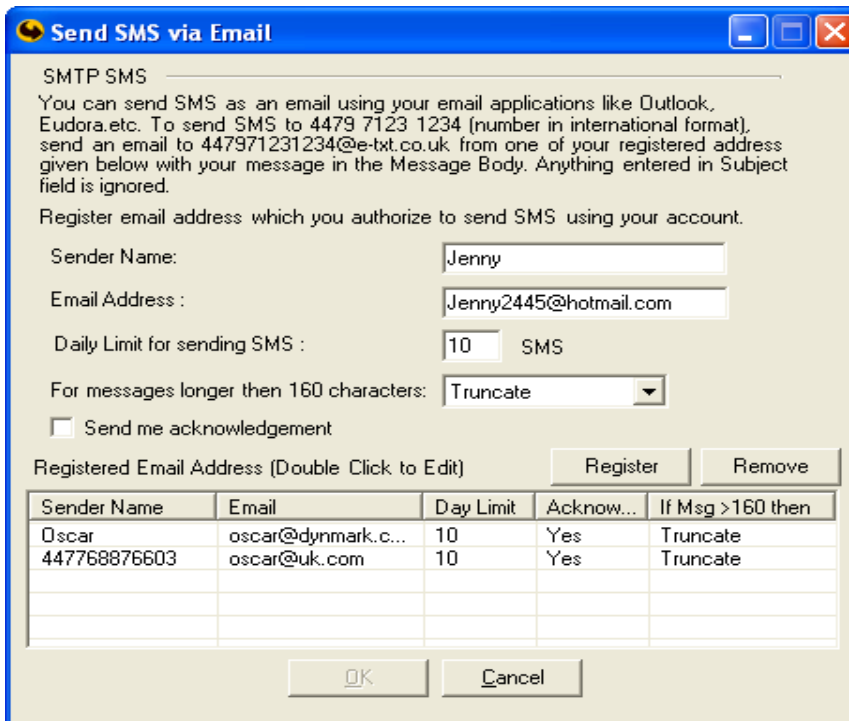
Send me acknowledgement

Registered Email Address (Double Click to Edit)

Sender Name	Email	Day Limit	Acknow...	If Msg >160 then
Oscar	oscar@dynmark.c...	10	Yes	Truncate
447768876603	oscar@uk.com	10	Yes	Truncate

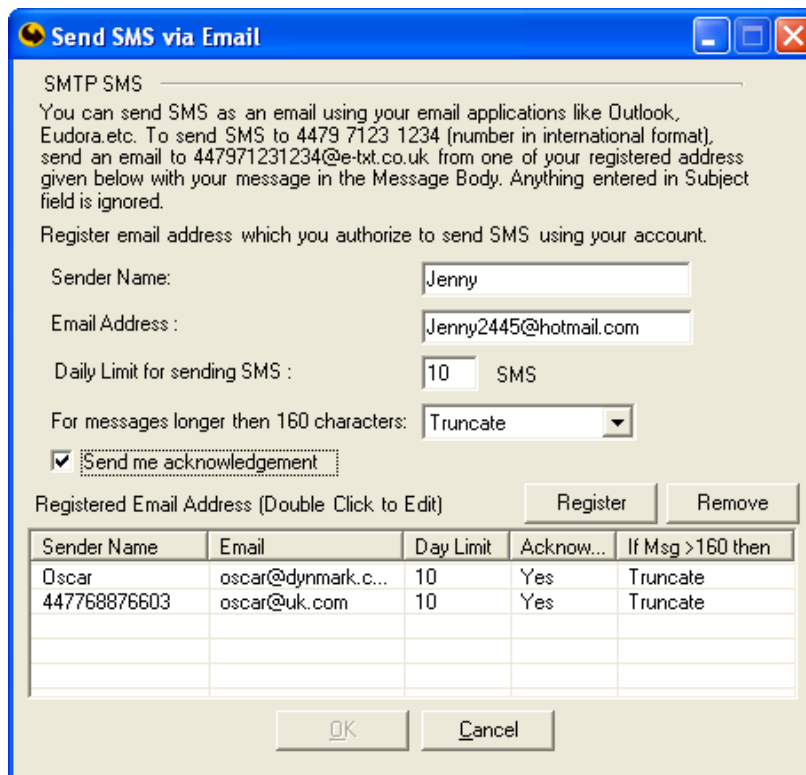
3. Enter the **Sender Name** and then the **Email Address** of the email user (or application) that you want to enable for sending texts. You must also specify as a security measure the maximum texts per day that can be sent from this email user through your e-txt™ account.

The Sender Name is the value used to indicate who the text is from - you can use a Brand Name, a personal mobile or telephone number, or your Business text number.

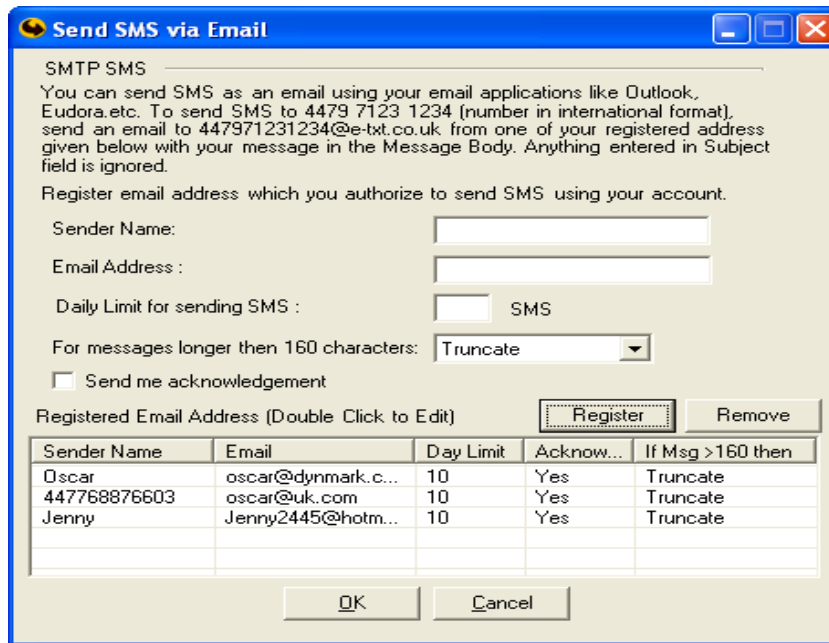


- If you want to get an emailed acknowledgment of the delivery success or otherwise of the text message, tick the '**Send me acknowledgement**' box.

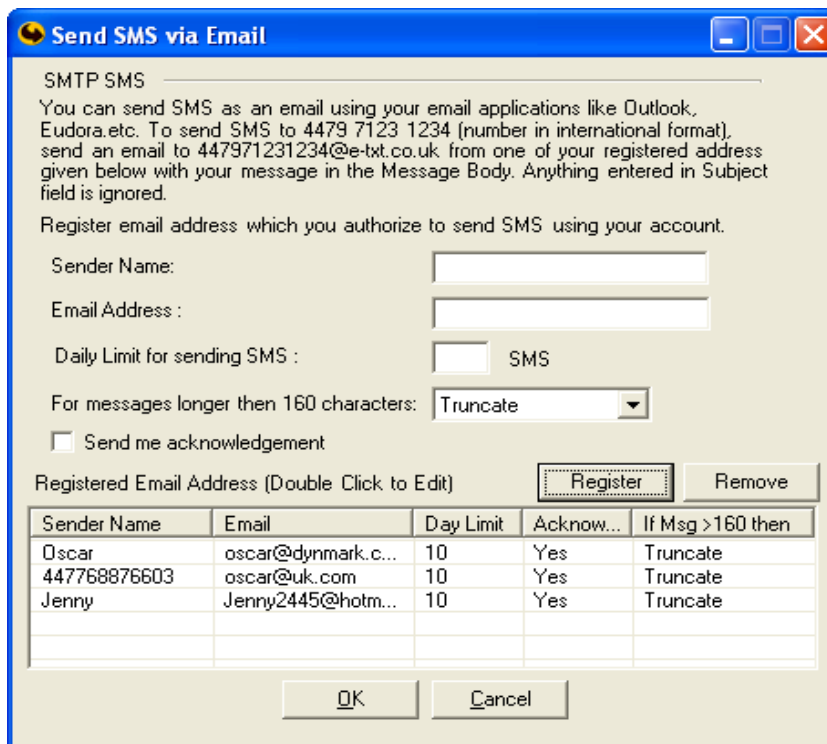
This feature offers real-time tracking of the emails sent to texts through your account.



- Click **Register** to register the email address. You will see that the email address details have been added to the list at the bottom of the display.



6. Click **OK** to finish.



e-txt™ will only accept emails from the email address that have been registered in your copy of e-txt™. This prevents misuse of the facility. It also ensures that credits are only taken from your account, for your registered email users.